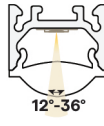





VERS-GRAZER-SK (04) RGB

24VDC Linear Fixtures - Suspended



- 80 Suspension Kit configurations allow fixture to be seamlessly incorporated into any interior
- Create long, continuous lines of light with easy-to-use inline bracket and double feed joiner connectors
- Optically enhanced VERSatile fixture with grazing properties ranging from 12° to 36°
- The high quality lens features a proprietary diffusing agent for superior beam control and clean edges
- Features integrated metal endcaps and durable anodized aluminum housings
- White Optics, an internal coating that results in greater lumen output, comes standard in all VERS fixtures
- Consult factory for field assembly options
- Optional external louver accessory available in white or black for added glare control

INFORMATION REQUIRED FOR LIGHTING SCHEDULE

1	2	3	4	5	6
PRODUCT	WATTS/ FT	CCT	RATED	LENS	EXTERNAL LOUVER
VERS-04-SK-RGB	6.0	RGB			

ADDITIONAL INFORMATION REQUIRED TO ORDER

7	8	9	10	11	12	13	14	15
WIRE INPUT/ OUTPUT	CONNECTOR/ WIRE IN	CONNECTOR/ WIRE OUT	WIRE COLOR	WIRE TYPE	MOUNTING	FINISH	LENGTH (IN)	EXACT/ OPTIMAL
	BW	CLS	SV	AWM	SK			

Sample Part Number: **VERS-04-RGB-5.0-RGB-DRY-GZR-L1-BK-P1-CON6-CON6-BK-CL2-MG-BK-48"-E**

1	2	3	4	5	6
PRODUCT	WATTS/FT	CCT	RATED	LENS	EXTERNAL LOUVER
VERS-04-SK-RGB See following pages for compatible power supplies.	6.0 6.0W/ft	RGB	DRY IP20 DMP IP54	25D Optical 25° GZR Grazer For representation of LED visibility, see Diode Visibility section on following pages. For beam angles, see Photometric Performance section on following pages.	L1-WH White Plastic L1-BK Black Plastic L2-ST Satin Anodized Aluminum L2-BK Black Anodized Aluminum L2-WH White Powder Coated Aluminum N/A No Louver L1 Plastic Louvers come in 12" lengths, multiple pieces will be used to match fixture length. L2 Aluminum louvers come in maximum 98" lengths and will be cut to match fixture length. White and custom painted finishes are not compatible with L2 external louvers.

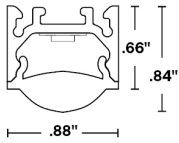
7	WIRE INPUT/OUTPUT	8	CONNECTOR/WIRE IN	9	CONNECTOR/WIRE OUT	10	WIRE COLOR		
SINGLE (Input Only) S2 Bottom Feed		BW Bare Wire (Standard 36")		CLS Closed End (No feed)		SV Silver			
		BW: Standard length is 36", max length is 120". Request custom length by writing in part number next to BW (example: BW48)		BW: Standard length is 36", Max length is 120". Request custom length by writing in part number next to BW (example: BW48)					
11	WIRE TYPE	12	MOUNTING	13	FINISH	14	LENGTH (IN)	15	EXACT/OPTIMAL
AWM Appliance Wiring Material		SK Suspension Bracket		ST Satin BK Black BZ Bronze WH White CU Custom White and custom painted finishes are not compatible with external louvers. Custom finishes require a longer lead time, consult factory. Any white finish other than RAL 9003 must be custom ordered		Minimum length is 12", maximum length is 98" not including end caps. Contact us for lengths under 12".		O Optimal Illumination E Exact Specified Length Exact fixtures match the exact length you specify, but they may have dim spots at the ends. Optimal fixtures are slightly shorter than the length specified, but provide full illumination from end to end. See Exact/Optimal Fixture Length charts.	



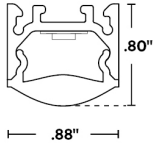
VERS-GRAZER-SK (04) RGB

24VDC Linear Fixtures - Suspended

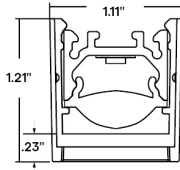
1 PRODUCT - DIMENSIONS



Profile with GZR lens



Profile with 25D lens



Profile with GZR & L1 Louver

2 DELIVERED LUMENS

[Calculated L70 = 52000 hrs]
Tested with VERS-04-SK-RGB-6.0-RGB-DRY

	Red		Green		Blue	
	LM/FT	Wavelength	LM/FT	Wavelength	LM/FT	Wavelength
GZR	95	632	189	523	50	470
25D	79	632	175	521	45	469

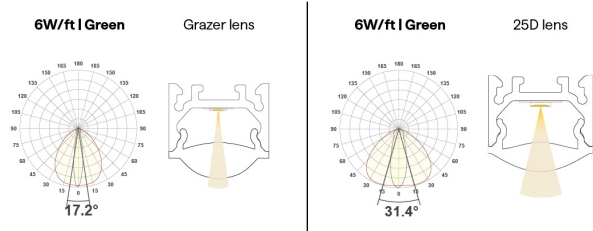
5 DIODE VISIBILITY



Optical lens

PHOTOMETRIC PERFORMANCE

Nominal beam spread shown, beam spread varies based on light engine. For more detailed information, see photometric data.



TEMPERATURE RATINGS

		6.0 W/FT	
		Min	Max
DRY	Ambient Operating Temp - Surface	-13°F	105°F
DMP	Ambient Operating Temp - Surface	-13°F	100°F
WET	Ambient Operating Temp - Surface	-13°F	100°F



VERS-GRAZER-SK (04) RGB

24VDC Linear Fixtures - Suspended

6 EXTERNAL LOUVER

PLASTIC



L1-XX

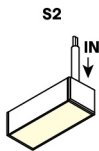


Lumen Multiplier
WH BK

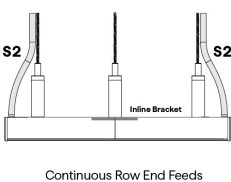
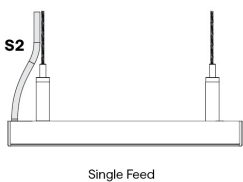


7 WIRE INPUT/ OUTPUT

SINGLE (Input only)



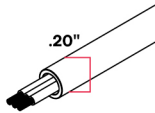
CONFIGURATION OPTIONS



8 / 9 CONNECTOR/WIRE – IN/OUT

Connector/Wire In or Out not needed to specify product.

BW



Bare Wire 36" | 22 AWG
Clear outer jacket, metal shield

10 WIRE COLOR





VERS-GRAZER-SK (04) RGB

24VDC Linear Fixtures - Suspended

12 MOUNTING



Suspension Bracket

2 required up to 6' lengths;
additional support required
between 6' to 8'

13 FINISH



Custom finishes require a longer
lead time, consult factory

15 EXACT/OPTIMAL FIXTURE LENGTH

[E/O Length Calculator →](#)


[E/O Explained →](#)

Exact fixtures are the exact length specified. Optimal fixtures' length is rounded down based on LED cut points to allow the fixture to be illuminated end to end. For runs with multiple fixtures that need to fill a specific length, it's recommended to order all optimal fixtures with an exact fixture at the end of the run.




RGB DRY DMP LENGTHS BY INCH

EXACT LENGTH

Requested Length	Potential dim spot on either end of a S1 fixture
	
12"	1"
13"	0.5"
14"	1"
15"	0.5"
16"	1"
17"	0.5"
18"	1"
19"	0.5"
20"	1"
21"	0.5"
22"	1"
23"	0.5"
24"	1"
36"	1"
48"	1"
60"	1"
72"	1"
84"	1"
96"	1"

OPTIMAL LENGTH

Requested Nominal Length	
	S2
12"	11.41"
13"	12.41"
14"	13.41"
15"	14.41"
16"	15.41"
17"	16.41"
18"	17.41"
19"	18.41"
20"	19.41"
21"	20.41"
22"	21.41"
23"	22.41"
24"	23.41"
36"	35.41"
48"	47.41"
60"	59.41"
72"	71.41"
84"	83.41"
96"	95.41"



VERS-GRAZER-SK (04) RGB

24VDC Linear Fixtures - Suspended


COMPATIBLE POWER SUPPLIES

See power supplies cut sheets for more information. Data subject to change, all data has +/- 5% tolerance.

DIM TO LEVEL	INDOOR
	RGB
0.1%	QT-CAB-eLED+DALI-DT8 QT-CAB-eLED+DMX QTM-eLED+DALI-DT8 QTM-eLED+DMX QZ-DMX
1%	QZ-DALI-DT8
10%	Non-Dim Power Supply with RGB App Dongle

DIMMING PROTOCOL	INDOOR
	RGB
DMX	QTM-eLED+DMX QZ-DMX
DALI-2: DT8	QT-CAB-eLED+DALI-DT8 QTM-eLED+DALI-DT8 QZ-DALI-DT8

COMPATIBLE WIRING ACCESSORIES



UL Listed, miniature junction box, DRY/DMP (WET rated with silicone)

COMPATIBLE CONTROL ACCESSORIES

SCENE APP DONGLE

Wi-Fi or Bluetooth Connectivity

DMX-US3

DMX-based controller

UX8

Easy-to-use DMX-based controller

IQ-DMX-STICK-CW4

DMX controller for changing color & dimming

IQ-DMX-STICK-DE3

DMX controller for changing color & dimming

DMX-US1

DMX-based controller



VERS-GRAZER-SK (04) RGB

24VDC Linear Fixtures - Suspended

COMPATIBLE APPS

NFC APP



Read and write
DMX addresses and
adjust voltage



VERS-SK

Linear Fixtures - Suspended



- Shop drawings required for run lengths over 8ft
- If no suspension length provided, 36" is standard
- Suspension cable maximum length: 120"
- Suspension cable is field cuttable
- Suspended fixtures over 6ft require additional suspension points. 8ft lengths will bow 0.25" in middle without additional support.
- Any run length over 8' requires inline brackets
- Consult factory for power over aircraft
- Consult factory for custom color of canopy
- Lag Screw is for mounting into drywall, wood, or other types of finished ceilings for non-feed mounting only

POWER FEED SUSPENSION KIT

1	2	3	4	5	6	7
PRODUCT	FEED	CANOPY SHAPE	CANOPY SIZE	CANOPY FINISH	APPLICATION	SUSPENSION CABLE LENGTH (IN)
SK			5"			

Sample Part Number: **SK-SF-RD-5"-WH-JB-36"**

1	2	3	4	5	6	7
PRODUCT	FEED	CANOPY SHAPE	CANOPY SIZE	CANOPY FINISH	APPLICATION	SUSPENSION CABLE LENGTH (IN)
SK	SF DF Single Double	RD SQ Round Square	5"	WH BK White Black	JB TB Junction Box T-Bar Mount JB - mounting bracket only, junction box not included TB - mounting bracket and junction box	36" 120"

NON-FEED SUSPENSION KIT

1	2	3	4	5	6	7
PRODUCT	FEED	CANOPY SHAPE	CANOPY SIZE	CANOPY FINISH	APPLICATION	SUSPENSION CABLE LENGTH (IN)
SK	NF					

Sample Part Number: **SK-SF-RD-5"-WH-JB-36"**

1	2	3	4	5	6	7
PRODUCT	FEED	CANOPY SHAPE	CANOPY SIZE	CANOPY FINISH	APPLICATION	SUSPENSION CABLE LENGTH (IN)
SK	NF No Feed	RD SQ Round Square	2" 5" 5"	WH BK White Black WH BK White Black	TB LS T-Bar Mount Lag Screw TB - T-Bar clip only, junction box not included JB Junction Box Mounting bracket only, junction box not included	36" 120"

KIT CONTENTS

- 1/16" Steel suspension cable – 36" standard
- Selected canopy
- Cable Gripper
- Cable Coupler

JBOX

- Bracket to mount to junction box (junction box not included)
- Wire strain relief
- Ties for securing electrical cable to suspension cable

T-BAR – feed

- Includes junction box specifically designed for T-BAR applications
- Bracket to mount to junction box
- Wire strain relief
- Ties for securing electrical wire to suspension cable

T-BAR – non-feed

- Bracket to mount to T-BAR (no junction box)

LAG SCREW – non-feed only

- Double ended screw, with a wood thread side and machine thread side
- One piece cable coupler



VERS-SK

Linear Fixtures - Suspended

3 CANOPY OPTIONS

RD - 2" - NF



Round
2"
No Feed

SQ - 2" - NF



Square
2"
No Feed

RD - 5" - NF



Round
5"
No Feed

SQ - 5" - NF



Square
5"
No Feed

RD - 5" - SF



Round
5"
Single Feed

SQ - 5" - SF



Square
5"
Single Feed

RD - 5" - DF



Round
5"
Double Feed

SQ - 5" - DF



Square
5"
Double Feed

5 CANOPY FINISH



White

Black

JOINTS/CONNECTORS



Inline Bracket



Double Feed Joiner

6 APPLICATION

TB
Power Feed Kit



T-Bar Junction Box

TB
Non-Feed Kit



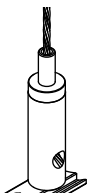
T-Bar Clip

LS



Lag Screw

KIT HARDWARE



Cable Gripper



Cable Coupler



VERS-SK

Linear Fixtures - Suspended

MOUNTING

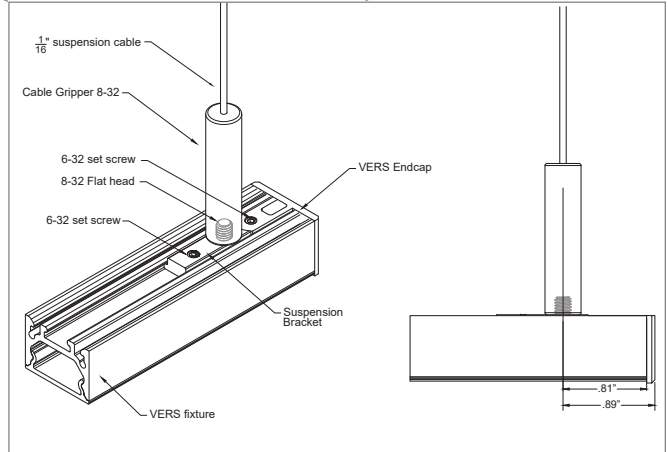
- Maximum single fixture length: 98"
- Suspended fixtures over 6ft require additional suspension points. 8ft lengths will bow 0.25" in middle without additional support.
- Shop drawings required for run lengths over 8ft
- Any double fed fixture will come with double feed joiner and inline bracket



Power Feed Suspension



Non-Feed Suspension





VERS-SK

Linear Fixtures - Suspended

MOUNTING

- Maximum single fixture length: 98"
- Suspended fixtures over 6ft require additional suspension points. 8ft lengths will bow 0.25" in middle without additional support.
- Shop drawings required for run lengths over 8ft
- Any double fed fixture will come with double feed joiner and inline bracket



Part number example for a suspended VERS-01 dry rated static white fixture with a diffused lens in 1.5W/ft, 3000K, in a satin finish:

A VERS-01-SK-SW-1.5-30-DRY-DF-N/A-S2-BW-CLS-SV-AWM-SK-ST-144" (1X)
SK-SF-RD-5"-WH-JB-36" (2X)
SK-NF-RD-5"-WH-JB-36" (1X)

B VERS-01-SK-SW-1.5-30-DRY-DF-N/A-S2-BW-CLS-SV-AWM-SK-ST-144" (1X)
SK-DF-RD-5"-WH-JB-36" (1X)
SK-NF-RD-5"-WH-JB-36" (2X)





VERS-SK

Linear Fixtures - Suspended

SUSPENSION T-BAR POWER FEED ASSEMBLY

SK-SF-RD-5-**-TB-36



VERS SUSPENSION COMPONENTS

- | | | | | | | | | | | | | | |
|---|-----------|---|--------------------|----|---------------|----|--------|----|---------------|----|-------------|----|--------------|
| 1 | VERS | 2 | Suspension Bracket | 3 | 8-32 Screw | 4 | Endcap | 5 | Cable Gripper | 6 | 1/16" Cable | 7 | Tie |
| 8 | Lead Wire | 9 | Cable Coupler | 10 | Strain Relief | 11 | Canopy | 12 | Crossbar | 13 | 1/4"-20 | 14 | Ground Screw |



VERS-SK

Linear Fixtures - Suspended

SUSPENSION POWER FEED ASSEMBLY - TO MOUNT TO JUNCTION BOX*

*JUNCTION BOX NOT INCLUDED

SK-SF-RD-5-**-JB-36



VERS SUSPENSION COMPONENTS

- | | | | | | | | | | | | | | |
|---|-----------|---|--------------------|----|---------------|----|--------|----|---------------|----|-------------|----|--------------|
| 1 | VERS | 2 | Suspension Bracket | 3 | 8-32 Screw | 4 | Endcap | 5 | Cable Gripper | 6 | 1/16" Cable | 7 | Tie |
| 8 | Lead Wire | 9 | Cable Coupler | 10 | Strain Relief | 11 | Canopy | 12 | Crossbar | 13 | 1/4"-20 | 14 | Ground Screw |



VERS-SK

Linear Fixtures - Suspended

SUSPENSION T-BAR NON-FEED ASSEMBLY

SK-NF-RD-2-NF-* -TB-36



NON-POWERED FEED KIT

1 VERS	2 Suspension Bracket	3 8-32 Screw	4 Endcap	5 Cable Gripper
6 1/16" Cable	7 Cable Coupler	8 Canopy	9 T-Bar Clip	



VERS-SK

Linear Fixtures - Suspended

LAG SCREW NON-FEED ASSEMBLY

SK-NF-RD-2-NF-*-LS-36



NON-POWERED FEED KIT

1 VERS	2 Suspension Bracket	3 8-32 Screw	4 Endcap	5 Cable Gripper
6 1/16" Cable	7 Cable Coupler	8 Canopy	9 Lag Screw	